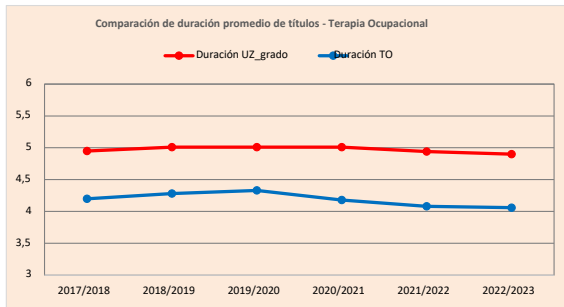
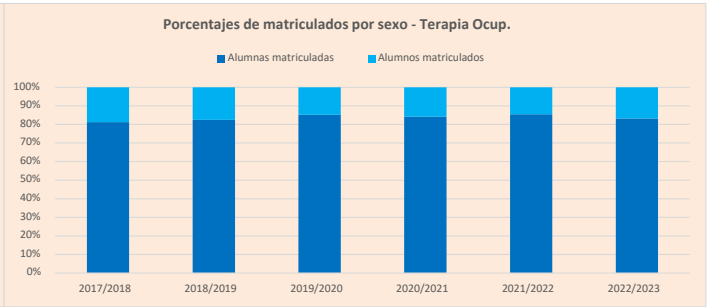
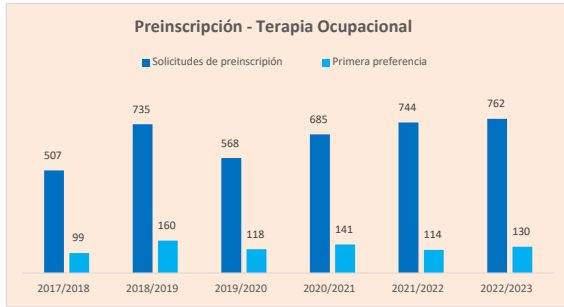
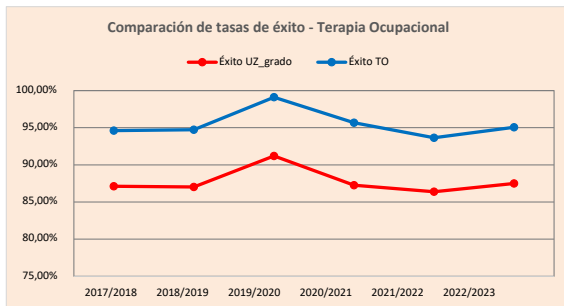


TERAPIA OCUPACIONAL



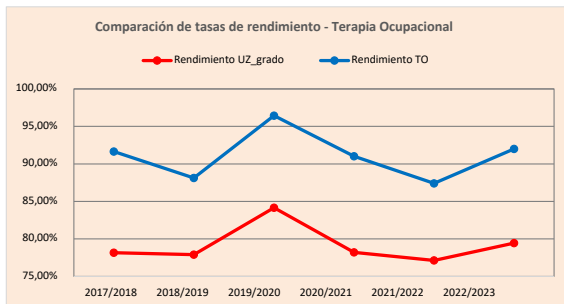
Comparación de duración de títulos (años)

UNIZAR (grado)	Terapia Ocup.
4,95	4,2
5,01	4,28
5,01	4,33
5,01	4,18
4,94	4,08
4,9	4,06



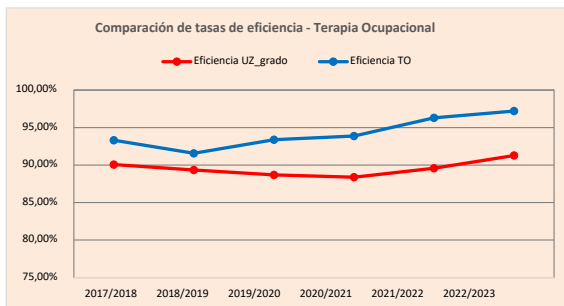
Comparación de tasas de éxito

UNIZAR (grado)	Terapia Ocup.
87,13%	94,62%
87,03%	94,73%
91,20%	99,10%
87,26%	95,68%
86,38%	93,65%
87,50%	95,07%



Comparación de tasas de rendimiento

UNIZAR (grado)	Terapia Ocup.
78,16%	91,64%
77,91%	88,12%
84,16%	96,44%
78,20%	91,01%
77,13%	87,41%
79,44%	92,01%



Comparación de tasas de eficiencia

UNIZAR (grado)	Terapia Ocup.
90,07%	93,32%
89,35%	91,57%
88,70%	93,38%
88,38%	93,88%
89,58%	96,30%
91,27%	97,20%